


# 5<sup>th</sup> IRPC

5<sup>th</sup> International Renal  
Pathology Conference

18<sup>th</sup> - 20<sup>th</sup> May 2023  
Zagreb, Croatia

# PROGRAM



University of Zagreb  
School of Medicine  
INSTITUTE OF PATHOLOGY  
Salata 33  
10000 Zagreb  
Croatia



**HDPSM**  
Croatian Society  
of Pathology and  
Forensic Medicine



## WELCOME ADDRESS

Dear Colleagues,

I am honored to welcome you to the 5<sup>th</sup> International Renal Pathology Conference in Zagreb, Croatia, from May 18<sup>th</sup> to 20<sup>th</sup>, 2023 in Miroslav Čačković Hall at the University of Zagreb School of Medicine, Šalata 3. The Conference is organized by the Renal Pathology Society in collaboration with the European Nephropathology Working Group under the auspices of the European Society of Pathology and the University of Zagreb School of Medicine. The local organizers are the Department of Pathology, School of Medicine and the Nephropathology Working Group of the Croatian Society for Pathology and Forensic Medicine.

We are happy that at long last, COVID restrictions are mostly lifted allowing this conference to be held in person, although there will be an option to attend it virtually as well. The conference main program includes 27 renowned international kidney disease experts who will present up-to-date knowledge about different kidney diseases including IgA nephropathy, IgA and ANCA vasculitis, membranous nephropathy, genetic kidney diseases, tubulointerstitial diseases, monoclonal gammopathies, kidney diseases in the elderly, hypertension and during pregnancy. The last day will be dedicated to transplant kidney pathology. The role of kidney biopsy in various nephropathology entities will be discussed in detail. In addition, three clinicopathologic seminars with 16 exceptionally interesting cases will be presented and discussed. Also, the RPS Research and Scientific Committee and Education and Training Committee members will present the role and work of these committees.

The important part of this program are poster presentations which you will be able to attend during the breaks on the 2<sup>nd</sup> floor of the venue. The best posters will be awarded.


We believe that the conference program will be of interest not only to renal pathologists and adult and pediatric nephrologists, but also rheumatologists, family medicine doctors, clinical geneticists, members of kidney transplant teams, as well as those from basic medical research of kidney physiology and pathology.

You are all welcome!

Best regards!

**Professor Danica Galešić Ljubanović, MD, PhD**

Chair of the 5th IRPC Organizing Committee



## UNDER THE AUSPICES OF:

---



## ORGANIZERS:

---



Renal  
Pathology  
Society



European  
Society of  
Pathology

Nephropathology Working Group



Institute of Pathology,  
University of Zagreb  
School of Medicine



Sergej Saltykow  
Foundation



**HDPSM**  
Croatian Society  
of Pathology and  
Forensic Medicine

Croatian Society of  
Pathology and Forensic  
Medicine

## ENDORSED BY:

---



International Society of Nephrology

ISN's endorsement is for the promotion of education in general, therefore the specific content of the event/course is the responsibility of the organizer.



European Renal Association

ERA's endorsement is for the promotion of education in general, therefore the specific content of the event/course is the responsibility of the organizer.



Croatian Society of  
Nephrology, Dialysis  
and Transplantation



Croatian Renal  
Association



DUBRAVA  
UNIVERSITY  
HOSPITAL

## **INTERNATIONAL ORGANIZING COMMITTEE:**

**Danica Galešić Ljubanović**, Chair and local host, University of Zagreb School of Medicine, Croatia; Dubrava University Hospital, Zagreb, Croatia

**Agnieszka Perkowska-Ptasińska**, Co-Chair, Medical University of Warsaw, Poland

**Kerstin Amann**, University of Erlangen-Nurnberg, Germany

**Mei Lin Bissonnette**, University of British Columbia, Canada

**Carmen Avila-Casado**, University of Toronto, Canada

**Marion Rabant**, Necker-Enfants Malades Hospital, Paris, France

**Eva Honsova**, AeskuLab Pathology and Charles University, Prague, Czech Republic

**Benjamin Adam**, University of Alberta, Canada

**Sven Seiwert**, Vice Dean for Student Affairs, University of Zagreb School of Medicine, Croatia; University Hospital Centre Zagreb, Croatia

**Matija Horaček**, Organizing secretary, University of Zagreb School of Medicine, Croatia

## **LOCAL ORGANIZING COMMITTEE:**

**Danica Galešić Ljubanović**, Chair, University of Zagreb School of Medicine, Croatia; Dubrava University Hospital, Zagreb, Croatia

**Matija Horaček**, Organizing secretary, University of Zagreb School of Medicine, Croatia

**Sven Seiwert**, Vice Dean for Student Affairs, University of Zagreb School of Medicine, Croatia; University Hospital Centre Zagreb, Croatia

**Krešimir Galešić**, University of Zagreb School of Medicine, Croatia; Dubrava University Hospital, Zagreb, Croatia

**Petar Šenjug**, University of Zagreb School of Medicine, Croatia; Dubrava University Hospital, Zagreb, Croatia

**Nikolina Bašić Jukić**, President of Croatian Renal Association; University of Zagreb School of Medicine, Croatia; University Hospital Centre Zagreb, Croatia

**Mario Laganović**, President of Croatian Society of Nephrology, Dialysis and Transplantation; Merkur Clinical Hospital, Zagreb, Croatia

**Marijana Ćorić**, University of Zagreb School of Medicine, Croatia; University Hospital Centre Zagreb, Croatia

**Nika Kojc**, Faculty of Medicine, University of Ljubljana, Slovenia

## **SPECIAL THANKS TO:**

**Lois J. Arend**, RPS President  
**Virginie Royal**, RPS Secretary

**Kuang-Yu Jen**, RPS Treasurer  
**Raul Suarez**, RPS Webmaster

## We would like to thank the members of the Nephropathology Working Group of the Croatian Society of Pathology and Forensic Medicine:

Gordana Đorđević  
Merica Glavina Durđov  
Stela Bulimbašić  
Ana Dunatov

Anita Zenko Sever  
Christophe Stemberger  
Ana Lukač

### INVITED SPEAKERS:

Charles Jennette, USA  
Mark Haas, USA  
Sanjeev Sethi, USA  
Surya Seshan, USA  
Maria Picken, USA  
Ingeborg Bajema, the Netherlands  
Kerstin Amann, Germany  
Lois Arend, USA  
Carmen Avila-Casado, Canada  
Astrid Weins, USA  
Nine Knoers, the Netherlands  
Candice Roufousse, UK  
Augusto Vaglio, Italy  
Joris J. Roelofs, the Netherlands

Laura Magee, UK  
Anila Abraham Kurien, India  
Helmut Hopfer, Switzerland  
Pablo Javier Cannata Ortiz, Spain  
Agnieszka Perkowska-Ptasińska, Poland  
Renate Kain, Austria  
Amelie Dendooven, Belgium  
Arvydas Laurinavicius, Lithuania  
Jorge Fonseca-Correa, Mexico  
Zoltan Prohaszka, Hungary  
Nicolas Kozakowski, Austria  
Krešimir Galešić, Croatia  
Danica Galešić Ljubanović, Croatia

### BURSARIES:

#### **RPS grants:**

David Campos Wanderley, Brazil  
Julia Sumire-Umeres, Peru  
Maja Životić, Serbia  
Maria Emilia Garcia Chiple, Argentina  
Vinita Agrawal, India  
Gupta Pallav, India  
Mahesha Vankalakunti, India  
Vrushali Mahajan, India  
Liudmyla Surzhko, Ukraine  
Jaynul Islam, Bangladesh

#### **Helen Liapis Award:**

Olesia Kalmukova, Ukraine  
Vitalii Kaminskyi, Ukraine

#### **ISN grants:**

Cindy Montero, Costa Rica  
Monik Miranda, Indonesia  
Lazaro Ibrain Cobiellas Carballo, Cuba  
Ana Liz Orantes Areano, Guatemala  
Meilania Saraswati, Indonesia  
Nisha Sharma, Nepal  
Betul Ogut, Costa Rica

## TECHNICAL ORGANIZER

O Tours PCO d.o.o, Gajeva Street 6, 10000, Zagreb, Croatia

**Contact:** Tatjana Koprta; **E-mail:** tatjana.koprta@otours.hr

## VENUE

**Miroslav Čačković Hall**, University of Zagreb School of Medicine  
Šalata 3, Zagreb, Croatia

## REGISTRATION DESK

Registration desk will be available for all participants on the **ground floor** of the venue. There will be a computer for **on-site registration** and payment. You can also **pick-up material** here and ask for any **information** you need.

The registration desk will be available during the following time:

May 17<sup>th</sup> 2023, 15:00 – 20:00

May 18<sup>th</sup> 2023, 07:30 – 18:00

May 19<sup>th</sup> 2023, 07:30 – 18:00

May 20<sup>th</sup> 2023, 07:30 – 12:30

## VIRTUAL PARTICIPATION

All who registered for virtual participation will receive a **Zoom link** for the 5<sup>th</sup> IRPC attendance. Please let us know on 5thIRPC@mef.hr if you don't receive the link until **Monday, May 15<sup>th</sup> 2023**.

During the conference, please **stay muted** and do not turn on your microphone. If you have any questions, write them in the **chat** and they will be discussed during the Q&A at the end of each session.

## SPEAKER READY ROOM

Speaker ready room is a room that allows the speaker to prepare for their presentation, go over notes and update slides. **Invited speakers and case presenters** should come to the speaker ready room **at least an hour before the session** in which they are giving the lecture in order to give their presentation to the IT service on time and check whether everything is in order with it.

The speaker ready room is located on the **1<sup>st</sup> floor** of the venue (marked as Speaker Ready Room). It will be available during the following time:

Thursday, May 18 <sup>th</sup> 2023	7:30 – 16:30
Friday, May 19 <sup>th</sup> 2023	7:30 – 10:30 13:00 – 16:30
Saturday, May 20 <sup>th</sup> 2023	7:30 – 10:30

## POSTERS

All poster presenters are expected to bring the printed version in **vertical orientation**. The organizer will provide the mounting material. Each billboard will be marked with the corresponding **poster code** – see the page 16. The billboards will be placed on the **2<sup>nd</sup> floor** of the venue. On the day your poster is scheduled, please place it on the billboard **by 8:30 am** and pick it up **after 16:00**.

All the authors who present their poster on **Thursday, May 18<sup>th</sup> 2023** should be present by their poster during the given time (**10:30 – 11:00 am and 15:10 – 15:40**) to present it to the audience and the Poster Selection Subcommittee.

All the authors who present their poster on **Friday, May 19<sup>th</sup> 2023** should be present by their poster during the given time (**10:10 – 10:40 am and 15:30 – 16:00**) to present it to the audience and the Poster Selection Subcommittee.

The list of posters with the corresponding code, authors and title is on the page 16.

All posters are published on the RPS website:

**<https://www.renalpathsoc.org/event-5062176>**

## RECORDED MATERIAL

All lectures and case presentations will be recorded. The recorded material will be available on the **RPS website** to all registered participants until **November 20th 2023** for which you will receive the link and access code within 2 weeks after the conference.

## WEDNESDAY, May 17<sup>th</sup> 2023

**17:00 – 17:30** **Sponsored Lecture** (see addendum on page 23)

---

**18:00** **Opening ceremony** – Miroslav Čačković Hall

---

**18:00 – 18:30** **Welcome Address**

**Danica Galešić Ljubanović**, Chair of the Organizing Committee; University of Zagreb School of the Medicine, Croatia; Dubrava University Hospital, Zagreb, Croatia

**Lois Arend**, President of the Renal Pathology Society; Johns Hopkins Hospital, Baltimore, MD, USA

**Nikolina Bašić Jukić**, President of the Croatian Renal Association; University of Zagreb School of Medicine, Croatia; University Hospital Centre Zagreb, Croatia

**Mario Laganović**, President of the Croatian Society of Nephrology, Dialysis and Transplantation; Merkur Clinical Hospital, Zagreb, Croatia

**Diana Rudan**, Deputy Director at Dubrava University Hospital, Zagreb, Croatia

**Slavko Orešković**, Dean of the University of Zagreb School of Medicine, Croatia

---

**18:30 – 18:40** **Sven Seiwerth**, Vice Dean for Student Affairs, University of Zagreb School of Medicine, Croatia; University Hospital Centre Zagreb, Croatia

**A century of the Department of Pathology, University of Zagreb School of Medicine**

---

**18:40 – 18:50** **Matija Horaček**, University of Zagreb School of Medicine, Croatia

**History of renal pathology at the Department of Pathology, University of Zagreb School of Medicine**

---

**18:50 – 19:05** **Helen Liapis**, Ludwig Maximilian University, Nephrology Center, Munich, Germany

**RPS History from 2007 onward including worldwide RPS initiatives**

---

**19:05 – 19:30** **Charles Jennette**, University of North Carolina, Chapel Hill, NC, USA

**Messages to young colleagues after half a century as a nephropathologist**

---

**19:30** **Mira Šćukanec Špoljar Award**

---



### Session 1: Kidney Biopsy - an overview

08:30 – 10:30

**Moderators:**

**Agnieszka Perkowska-Ptasińska**, University Hospital, Warsaw Medical University, Poland

**Mario Laganović**, Merkur Clinical Hospital, Zagreb, Croatia

08:30 – 08:50

**Krešimir Galešić**, University of Zagreb School of Medicine, Dubrava University Hospital, Zagreb, Croatia

**Kidney biopsy from a nephrologist's perspective**

08:50 – 09:10

**Joris J. Roelofs**, Amsterdam UMC, Amsterdam, the Netherlands

**Kidney biopsy - the essentials of diagnostic approach and reporting**

09:10 – 09:30

**Surya Seshan**, Weill Cornell Medicine, New York, NY, USA

**Classification systems of glomerular diseases - a critical appraisal**

09:30 – 09:50

**Amelie Dendooven**, University Hospital Ghent, Ghent, Belgium

**Kidney biopsy, registries and coding systems**

09:50 – 10:10

**Arvydas Laurinavicius**, Vilnius University Hospital Santaros Klinikos, Vilnius, Lithuania

**Digital pathology in nephropathology**

10:10 – 10:30

Q&A

10:30 – 11:00

Break and poster presentation (Authors should be present by their poster)

### Session 2: IgA nephropathy and Henoch-Schönlein purpura

11:00 – 13:30

**Moderators:**

**Helen Liapis**, Ludwig Maximilian University, Nephrology Center, Munich, Germany

**Marijan Saraga**, University Hospital of Split, Croatia

11:00 – 11:20

**Mark Haas**, Cedars-Sinai Medical Center, Los Angeles, CA, USA

**Update on IgA nephropathy and Henoch-Schönlein purpura (HSP)**

11:20 – 11:40

**Agnieszka Perkowska-Ptasińska**, University Hospital, Warsaw Medical University, Warsaw, Poland

**IgA vasculitis and nephritis (the new name for HSP?)**

---

**11:40 – 12:00** **Renate Kain**, Medical University of Vienna, Vienna, Austria  
**Exceptional Case presentations of IgA deposits**

---

**12:00 – 12:15** Q&A

---

**12:15 – 13:30** Break

### **Session 3: Vasculitides and kidney**

**13:30 – 15:10** **Moderators:**  
**Renate Kain**, Medical University of Vienna, Austria  
**Joško Mitrović**, Dubrava University Hospital, Zagreb, Croatia

**13:30 – 13:50** **Ingeborg Bajema**, Leiden University Medical Center, Leiden, the Netherlands  
**Overview and classification of systemic vasculitides**

---

**13:50 – 14:10** **Charles Jennette**, University of North Carolina, Chapel Hill, NC, USA  
**Anti-GBM disease: an update including double positive ANCA and anti-GBM disease, and atypical anti-GBM disease**

---

**14:10 – 14:30** **Augusto Vaglio**, University of Florence, Florence, Italy  
**An update on ANCA vasculitis and rare vasculitides in children**

---

**14:30 – 14:50** **Sanjeev Sethi**, Mayo Clinic, Rochester, MN, USA  
**New antigens in membranous nephropathy - an update**

---

**14:50 – 15:10** Q&A

---

**15:10 – 15:40** Break and poster presentation (Authors should be present by their poster)

---

**15:40 – 16:00** **Shana Coley**, Arkana Laboratories, Little Rock, AR, USA  
**RPS Research and Scientific Committee presentation**

---

**16:00 – 16:20** **Nicolas Kozakowski**, Medical University of Vienna, Vienna, Austria  
**RPS Education and Training Committee presentation**

---

## Clinicopathologic Conference and Ask the Experts

**16:20 – 17:50**

**Moderators:**

**Joris Roelofs**, Amsterdam UMC, the Netherlands

**Merica Glavina Durdov**, University Hospital of Split, Croatia

**16:20 – 16:35**

**Eva Honsova**, AeskuLab Pathology and Charles University, Prague, Czech Republic

**New onset of PU in successfully treated SLE patient**

**16:35 – 16:50**

**Nika Kojc**, Faculty of Medicine, University of Ljubljana, Slovenia

**Semaphorin 3b positive membranous nephropathy in a child**

**16:50 – 17:05**

**Maria Alejandra Gabaldon Dominguez**, Vall d Hebron University Hospital, Barcelona, Spain

**Concurrent anti glomerular basement membrane disease and IgA nephropathy**

**17:05 – 17:20**

**Julia Sumire Umeres**, Hospital Guillermo Almenara Irigoyen, Lima, Perú

**Fibronectin an unknown lady**

**17:20 – 17:35**

**Josipa Josipović**, Catholic University of Croatia, Zagreb, Croatia; University Hospital Center Sisters of Charity, Zagreb, Croatia

**Petar Šenjug**, University of Zagreb School of Medicine, Croatia; Dubrava University Hospital, Zagreb, Croatia

**AA amyloidosis with crescents in a patient with subsequently proven antibodies to the C1q component of the complement system**

**17:35 – 17:50**

**Olga Snizkova**, AeskuLab Pathology and Charles University, Prague, Czech Republic

**Unusual case report: proliferative GN with monoclonal IgM-kappa deposits in patient with chronic lymphocytic leukemia**

**17:50 – 18:00**

Book Presentation

FRIDAY, May 19th 2023.

#### Session 4: Genetics of kidney disease

08:30 – 10:10

Moderators:

**Despina Hadjipanagi**, University of Cyprus, Nicosia, Cyprus

**Tamara Nikuševa Martić**, University of Zagreb School of Medicine, Croatia

08:30 – 08:50

**Danica Galešić Ljubanović**, University of Zagreb School of Medicine, Dubrava University Hospital, Zagreb, Croatia

**Alport spectrum disorders**

08:50 – 09:10

**Astrid Weins**, Brigham & Women's Hospital, Harvard Medical School Boston, MA, USA

**Genetics of nephrotic syndrome**

09:10 – 09:30

**Zoltan Prohaszka**, Department of Internal Medicine and Haematology, Semmelweis University, Budapest, Hungary

**Diseases of complement dysregulation**

09:30 – 09:50

**Nine Knoers**, University Medical Centre Groningen, Groningen, the Netherlands

**Genetics of Kidney disease: guidelines for testing and a role of kidney biopsy**

09:50 – 10:10

Q&A

10:10 – 10:40

Break and Poster Presentations (Authors should be present by their poster)

#### Session 5: Tubulointerstitial diseases

10:40 – 12:00

Moderators:

**Amelie Dendooven**, University Hospital Ghent, Belgium

**Ivica Horvatić**, Dubrava University Hospital, Zagreb, Croatia

10:40 – 11:00

**Lois Arend**, Johns Hopkins Hospital, Baltimore, MD, USA

**The most common tubulointerstitial diseases - an overview**

11:00 – 11:20

**Kerstin Amann**, University of Erlangen-Nurnberg, Nurnberg, Germany

**Autosomal dominant tubulointerstitial kidney disease**

---

**11:20 – 11:40** **Carmen Avila-Casado**, Toronto General Hospital: University Health Network, Toronto, Canada

**CKD of unknown origin or Mesoamerican nephropathy**

---

**11:40 – 12:10** Q&A

---

**12:30 – 13:30** Break and Sponsored Lecture (see addendum on page 23)

**Session 6: Kidney biopsy in the elderly population and pregnancy**

**13:30 – 15:30** **Moderators:**

**Kerstin Amann**, University of Erlangen-Nurnberg, Germany

**Lada Zibar**, Merkur Clinical Hospital, Zagreb, Croatia

**Renal biopsy in the elderly and very elderly.**

**13:30 – 13:50** **Jorge Fonseca-Correa**, Instituto Nacional de Ciencias Médicas y Nutrición Salvador Zubirán, Mexico City, Mexico

**A nephrologist's perspective**

**13:50 – 14:10** **Anila Abraham Kurien**, Center for Renal and Urological Pathology, Chennai, India

**A pathologist's perspective**

---

**14:10 – 14:30** **Maria Picken**, Loyola University Medical Center, Chicago, IL, USA

**Monoclonal gammopathies update**

---

**14:30 – 14:50** **Laura Magee**, King's College London, London, UK

**Hypertension in pregnancy**

---

**14:50 – 15:10** **Pablo Javier Cannata Ortiz**, Facultad de Medicina, Universidad Autónoma de Madrid, Madrid, Spain

**Pregnancy and kidney disease**

---

**15:10 – 15:30** Q&A

---

**15:30 – 16:00** Break and Poster Presentations (Authors should be present by their poster)

## Clinicopathologic Conference and Ask the Experts

16:00 – 17:55

**Moderators:**

**Agnes Fogo**, Vanderbilt University Medical Center, Nashville, TN, USA

**Martin Ćuk**, Children's Hospital Zagreb, Croatia

16:00 – 16:20

**Mahesha Vankalakunti**, Manipal Hospital, Bengaluru, India

**A 32-year-old woman with incidental proteinuria and mild renal insufficiency**

16:20 – 16:40

**Surya Seshan**, Weill Cornell Medicine, New York, NY, USA

**Efforts to better characterize antiphospholipid antibody nephropathy**

16:40 – 16:55

**Nikola Zagorec**, Dubrava University Hospital, Zagreb, Croatia

**Petar Šenjug**, University of Zagreb School of Medicine, Croatia; Dubrava University Hospital, Zagreb, Croatia

**UMOD-related tubulointerstitial kidney disease – identification of new (likely) pathogenic variant**

16:55 – 17:10

**Ivana Trutin**, University Hospital Center Sisters of Charity, Zagreb, Croatia

**Petar Šenjug**, University of Zagreb School of Medicine, Croatia; Dubrava University Hospital, Zagreb, Croatia

**Patient with persistent hematuria – renal biopsy or genetic testing or both**

17:10 – 17:25

**Mira Knežić Zagorec**, Faculty of Dental Medicine and Health Osijek, Josip Juraj Strossmayer University of Osijek, Croatia; University Hospital "Sveti Duh", Zagreb, Croatia

**Enlarged foveal avascular zone in a patient with Alport spectrum disorder caused by heterozygous variant of uncertain significance in COL4A4**

17:25 – 17:40

**Gordana Đorđević**, Faculty of Medicine, University of Rijeka, Croatia; Clinical Hospital Center Rijeka, Croatia

**Pediatric case of Fabry disease**

17:40 – 17:55

**Koprivanac Antun**, University Hospital "Sveti Duh", Zagreb, Croatia

**Anita Zenko Sever**, University Hospital Centre Zagreb, Croatia

**Kidney biopsy in rare disease: Hermansky-Pudlak syndrome type 4**

SATURDAY, May 20<sup>th</sup> 2023

## Session 7: Transplant kidney pathology

08:30 – 10:10

**Moderators:**

**Shana Coley**, Arkana Laboratories, Little Rock, AR, USA

**Nikolina Bašić Jukić**, University Hospital Centre Zagreb, Croatia

08:30 – 08:50

**Candice Roufousse**, Imperial College, London, UK

**Update on antibody-mediated rejection**

---

**08:50 – 09:10** **Mark Haas**, Cedars-Sinai Medical Center, Los Angeles, CA, USA  
**Update on T-cell-mediated rejection**

---

**09:10 – 09:30** **Nicolas Kozakowski**, Medical University of Vienna, Vienna, Austria  
**Pathology of late allograft loss**

---

**09:30 – 09:50** **Helmut Hopfer**, University Hospital Basel, Basel, Switzerland  
**Borderline rejection - what does it really mean?**

---

**09:50 – 10:10** Q&A

---

**10:10 – 10:40** Break

---

### **Clinicopathologic Conference and Ask the Experts**

**10:40 – 11:40** **Moderators:**  
**Jan Becker**, University Hospital of Cologne, Germany  
**Slaven Abdović**, Children's Hospital Zagreb, Croatia

**10:40 – 10:55** **Vinita Agrawal**, Sanjay Gandhi Postgraduate Institute of Medical Sciences, Lucknow, India  
**A patient with renal allograft dysfunction: Mystery unfolds**

---

**10:55 – 11:10** **Piotr Donizy**, Wrocław Medical University, Poland; Jan Mikulicz-Radecki University Hospital, Wrocław, Poland  
**Brownish intratubular crystals in kidney allograft – a diagnosis of adenine phosphoribosyltransferase (APRT) deficiency**

---

**11:10 – 11:25** **Cindy Montero**, Toronto General Hospital, Canada  
**Proteinuria in kidney allograft in patient with previous lupus nephritis, a surprising outcome**

---

**11:25 – 11:40** **Enrica Gintoli**, IRCCS Reggio Emilia, Italy  
**Focal and segmental glomerulosclerosis in a case of syndrome of mitochondrial encephalomyopathy with lactic acidosis and stroke-like episodes (MELAS syndrome)**

---

**11:40 – 12:00** The Best Poster Award & Closing Remarks

---

## POSTER SESSIONS

All poster presenters are expected to bring the printed version in **vertical orientation**. The organizer will provide the mounting material. Each billboard will be marked with the corresponding **poster code** – see the list below. The billboards will be placed on the **2<sup>nd</sup> floor** of the venue. On the day your poster is scheduled, please place it on the billboard by 8:30 am and pick it up after 16:00.

All the authors who present their poster on **Thursday, May 18<sup>th</sup> 2023** should be present by their poster during the given time (**10:30 – 11:00 am and 15:10 – 15:40**) to present it to the audience and the Poster Selection Subcommittee.

All the authors who present their poster on **Friday, May 19<sup>th</sup> 2023** should be present by their poster during the given time (**10:10 – 10:40 am and 15:30 – 16:00**) to present it to the audience and the Poster Selection Subcommittee.

### THURSDAY, May 18TH 2023

**GN-IgA-1** **Anisha Manocha, Nigar Fathima, Swarnalata Gowrishankar**  
Glomerular diameter measurements on light microscopy: a new parameter available to pathologists and its utility in IgA nephropathy

**GN-IgA-2** **Gorana Nikolić, Maja Životić, Voin Brković, Marko Baralić, Brankica Spasojević, Gordana Miloševski Lomić, Aleksandar Janković, Sanja Radojević Škodrić**  
MEST-C score assessed in IgA nephropathy and in Henoch-Schoenlein purpura: is there any difference?

**GN-IgA-3** **Ines Bosnić Kovačić, Marijana Coric, Bulimbasic Stela, Fištrek Prlić Margareta, Ivandić Ema, Kos Jelena, Jelaković Bojan, Lamot Lovro, Vukovic Brinar Ivana**  
Impact of mesangial C3 deposits on renal outcomes in IgA nephropathy

**GN-MN-1** **Aasma Nalwa, Nivedita A, Vikarn Vishwajeet, Poonam Abhay Elhence, Manish Chaturvedy, Nitin Bajpai, Rajesh Jhorwath, Aliza Mittal**  
Profiling of membranous nephropathy based on immunohistochemical expression of antigens NELL-1, PLA2R, and THSD7A

**GN-MN-2** **Anila Kurien, Jansi Prema KS, Malathi Navinath**  
Prevalence, clinical features and target antigens associated with membranous nephropathy in children in India

**GN-C3-1** **Zilac Espitaletta, Alex Domínguez-Vargas, Luis Castillo Parodi, Andrés Cadena-Bonfanti, Henry J. González-Tórres, Gustavo Aroca-Martinez, Jorge Rico-Fontalvo**  
C3 glomerulopathy: patterns of injury and response to treatment



---

**GN-C3-2** **Ana Piedade**

C3 glomerulonephritis and monoclonal gammopathy

---

**GN-MG+A-1** **Olesia Kalmukova, Natalia Stepanova, Valentyn Nepomnyashchy**

Pathological diagnosis of renal amyloidosis in Ukraine: a single-center 10-year data

---

**GN-MG+A-2** **Godanci Kelmendi Vjollca, Kovaci Anita, Cavolli Viola**

A case of MGRS reported in the Republic of Kosova: challenges in diagnosis, treatment and management

---

**GN-MG+A-3** **Besa Osmani, Kasumović Dino, Lucijanić Marko, Strizić Ana, Šenjug Petar, Galešić Krešimir, Galešić Ljubanović Danica**

AL/AH amyloidosis – a case report

---

**GN-MG+A-4** **Abramović Ivana, Kasumović Dino, Šenjug Petar, Horvatić Ivica, Kačinari Patricia, Galešić Ljubanović Danica**

Diagnostic challenge in a young patient with kidney amyloidosis

---

**GN-MG+A-5** **Jie Liang, Zi Run Zheng, Ke Ma, Shuai Lin He, Yu Meng**

New frameshift variant-associated familial hereditary fibrinogen  $\alpha$ -chain amyloidosis

---

**GN-F-1** **Nikola Zagorec, Horvatić Ivica, Kasumović Dino, Šenjug Petar, Galešić Ljubanović Danica, Galešić Krešimir**

Prevalence of DNAJB9 positivity in our cohort of patients with fibrillary glomerulonephritis

---

**GN-F-2** **Marija Minažek, Zvonimir Sitaš, Josip Hanulak, Toni Barbić, Ivana Tolj, Jerko Barbić, Dubravka Mihaljević**

Progressive renal disease due to crescentic fibrillary glomerulonephritis after AstraZeneca Covid-19 vector vaccine

---

**GN-LN-1** **Alhareth Azaizeh, Dan Zhang, Cindy Montero Granados, Carmen Avila-Casado**

Case report abstract: lupus-like immune complex GN after Covid-19 infection.

---

**GN-LN-2** **Marco Delsante, Rossi GM, Italiano C, Vizzini G, Pala C, Rosenberg AZ, Pilato FP, Maggiore U**

Glomerular C1q positivity is associated with the presence of IgG3 subclass in non-lupus immune-complex mediated glomerulonephritis

---

**GN-LN-3** **Gustavo Aroca-Martínez, Henry J. González-Torres, María Sanguino-Jaramillo, Lizeth De la Hoz-Rueda, Lorena Gómez-Escorcía, María Vélez-Verbel, Carlos Sepulveda-Ospino, Antonio Iglesias-Gamarra, Andrés Cadena-Bonfanti, Jorge Rico-Fontalvo**

Mycophenolate mofetil or cyclophosphamide in Colombian Caribbean patients with lupus nephritis: which is better?

---

<b>GN-P-1</b>	<b><u>Nikola Zagorec</u>, Ivica Horvatić, Dino Kasumović, Petar Šenjug, Danica Galešić Ljubanović, Krešimir Galešić</b> Focal segmental glomerulosclerosis in adults related to low birth weight – case series
<b>GN-P-2</b>	<b><u>Danilo Radunović</u>, Vladimir Prelevic, Marijana Coric, Nikolina Basic Jukic</b> Ketorolac induced minimal change disease
<b>GN-P-3</b>	<b>León C, Valenzuela R, Gomez De La Torre J, Mayo N, Requejo C, <u>Nuñez-Mochizaki C</u></b> Diffuse podocytopathy compatible with collapsing glomerulopathy post Covid-19 vaccine
<b>GN-P-4</b>	<b>Ana Piedade</b> IgM nephropathy: when the histologic variant predicts the bad prognosis
<b>TI-1</b>	<b><u>Anila Kurien</u>, Jansi Prema KS, Malathi Navinath</b> Rifampicin as the cause for hemoglobin cast nephropathy: a series of 28 cases
<b>TI-2</b>	<b>Joško Mitrović, <u>Josip Tečđer</u>, Majda Golob, Petar Šenjug, Anja Lilja Posavec, Vesna Sredoja Tišma</b> Shrinking lung syndrome and tubulointerstitial nephritis – Sjogren's syndrome or systemic lupus erythematosus manifestation?
<b>TI-3</b>	<b><u>Mirko Luketin</u>, Maja Mizdrak, Ivo Mohorović, Tonći Brković, Merica Glavina Durdov, Danica Galešić Ljubanović</b> Acute interstitial nephritis due to simultaneous parvo B19 and Hantaan virus acute infection - a case report
<b>TI-4</b>	<b><u>Liudmyla Surzhko</u>, Valentyn Nepomnyashchy</b> Autosomal dominant tubulointerstitial kidney disease. Challenge in diagnosing without access to genetic testing: a case report
<b>TI-5</b>	<b><u>Anita Zenko Sever</u>, Bulimbašić S, Lukač A, Vuković Brinar I, Kos J, Dika Ž, Fištrek Prlić M, Vujaklija Brajković A, Čorić M</b> Rhabdomyolysis and acute kidney injury: a report of 2 cases
<b>TI-6</b>	<b>Hassane Moussa Diongole</b> Renal Burkitt lymphoma: an unusual extra-nodal condition diagnosed in a child in Niger
<b>TI-7</b>	<b>Ran Hong</b> Renal B-cell lymphoma presenting as acute kidney injury diagnosed by needle biopsy

- 
- DN-1** **Gnanapriya Vellaisamy, Dheepa Senthilkumar, Renuka Malipatel, Anuradha Ananthamurthy, Prashanth G Kedlaya**  
The spectrum of renal biopsy findings in patients with diabetes mellitus
- 
- V-1** **Maja Životić, Gorana Nikolić, Aleksandra Kezić, Milan Radović, Radomir Naumović, Sanja Radojević Škodrić**  
Morphology and clinical presentation of pauci-immune small vessels vasculitides in kidney
- 
- V-2** **Matic Bošnjak, Emanuela Boštjančič, Željka Večerić Haler, Maja Frelih, Nika Kojc**  
Renal tissue expression of microRNAs in ANCA-associated vasculitis
- 
- TMA-1** **Zilac Espitaleta, Johanna Villamizar-Martínez, Martha Carrascal-Guzmán, Gustavo Guerrero-Tinoco, Diana Silva-Díaz, Richard Baquero, Gustavo Aroca-Martínez, Ana Quintero-Gómez, Carlos G. Musso**  
Underlying glomerulopathies in a nationwide Colombian pediatric series with atypical hemolytic uremic syndrome
- 
- TMA-2** **Ana Dunatov Huljev, Toni Bubić, Adela Arapović, Dijana Borić-Škaro, Gordan Babić, Matija Horaček, Ivana Bočina, Kristina Bedrina, Kristina Marin, Danica Galešić Ljubanović, Merica Glavina Durdov**  
Microangiopathies in renal percutaneous biopsies at the University Hospital of Split
- 
- TMA-3** **Aasma Nalwa, Usha Rani, Uttayan Chakrabarti, Vikarn Vishwajeet, Vikrant Verma, Manish Chaturvedy, Nitin Bajpai, Rajesh Jhorawat**  
Renal cortical necrosis and thrombotic microangiopathy caused by plasmodium vivax malaria - a case series
- 
- TMA-4** **Francesca Diomedi Camassei, Raffaella Labbadia, Luca Antonucci, Isabella Guzzo, Andrea Onetti Muda, Marco Spada, Luca Dello Strologo**  
Reversible glomerular damage in disseminated intravascular coagulation
- 
- TMA-5** **Maja Mizdrak, Mirko Luketin, Ivo Mohorović, Tonći Brković, Merica Glavina Durdov, Danica Galešić Ljubanović**  
Thrombotic microangiopathy and chronic kidney disease due to excessive Covid-19 vaccination - a case report
- 
- TMA-6** **Milanović Matea, Kasumović Dino, Šenjug Petar, Torić Luka, Zagorec Nikola, Galešić Krešimir, Horvatić Ivica, Galešić Ljubanović Danica**  
Idiopathic cryoglobulinemic vasculitis as a cause of thrombotic microangiopathy
- 
- TMA-7** **Vikarn Vishwajeet, Aasma Nalwa, Aliza Mittal, Raghvendra S Shekhawat, Poonam Elhence**  
Renal cortical necrosis caused by TMA associated with venom-induced consumptive coagulopathy: report of two cases
-

- 
- TMA-8** **Margareta Fištrek Prlić, Stela Bulimbasic, Marko Baresic, Ema Ivandic, Jelena Kos, Marijana Coric, Ivana Vukovic Brinar**  
Renal involvement in systemic sclerosis: scleroderma renal crisis – a case report
- 
- G-1** **Sandor Turkevi-Nagy, Tibor Kalmár, Dániel Jakab, László Bitó, Péter Légrády, Csaba Bereczki, Béla Iványi**  
Diagnostic approach to genetic diseases of the nephron
- 
- G-2** **Marin Ogorevc, Ivona Gotovac, Snjezana Mardesic, Katarina Vukojevic, Marijan Saraga, Merica Glavina Durdov, Mirna Saraga-Babic**  
Widespread kallikrein expression during human kidney development becomes restricted to tubules with a reduced number of primary cilia in postnatal kidneys
- 
- G-3** **Despina Hadjipanagi**  
Clinical and genetic investigation of X-linked Alport syndrome in the Greek population through next generation sequencing - the correct diagnosis avoids immunosuppressive treatments
- 
- G-4** **Christoforos Odiatis, Pavlos Ioannou, Kyriaki Antoniadou, Myrtani Pieri, Apostolos Malatras, Gregory Papagregoriou, Antrea Aristotelous, Martina Samiotaki, Matija Horaček, Danica Galešić Ljubanović, Kostas Stylianou, Constantinos Deltas**  
Evidence that chaperone 4-PBA treatment alleviates the renal phenotype in Alport syndrome mouse models
- 
- G-5** **Marta Klarić, Matija Horaček, Tamara Nikuševa Martić, Petar Šenjug, Marija Šenjug Perica, Maja Oroz, Dragan Klarić, Merica Glavina Durdov, Danica Galešić Ljubanović**  
Genotype and phenotype Alport syndrome differences in the same family
- 
- G-6** **Božidar Vujičić, Valentino Rački, Mario Hero, Nikolina Bratović, Ema Ahel, Jelena Šimić, Vladimira Vuletić, Sanjin Rački, Gordana Đorđević**  
Screening for Fabry disease among patients with chronic kidney disease in Clinical Hospital Center Rijeka
- 
- G-7** **Tina Đogaš, Merica Glavina Durdov, Danica Galešić Ljubanović, Josipa Radić**  
Case report of a podocyte zebra bodies
- 
- T-1** **Lada Zibar, Šimunov Bojana, Čingel Branislav, Škegro Dinko, Margeta Ivan, Mihaela Gunjača, Knotek Mladen, Laganović Mario**  
Safety of kidney (including protocol kidney transplant) biopsies in University Hospital Merkur
- 
- T-2** **Ljiljana Bogdanović, Sanja Simić-Ogrizović**  
Significance of lipocalin-2 (neutrophil gelatinase-associated lipocalin [NGAL]) detection in the diagnosis of kidney transplant rejection
-

---

<b>T-3</b>	<b><u>Marwa Al-Riyami, Hamdan Al Balushi</u></b> Frequency of glomerular diseases post renal transplantation in Oman- a single-center experience
<b>T-4</b>	<b>Swarnalata Gowrishankar</b> Spectrum of renal biopsy findings in allograft biopsies, post-Covid infection
<b>T-5</b>	<b><u>Pallav Gupta</u></b> Opportunistic infection of renal allograft in renal transplant recipients
<b>T-6</b>	<b><u>Đorđević G, Lidija Orlić, Markić D</u></b> Amyloidosis and kidney transplantation – our experience
<b>T-7</b>	<b><u>Nika Kojc, Tanja Belčič Mikič, Gregor Mlinšek, Manca Oblak, Aljoša Kandus, Jadranka Buturović Ponikvar, Simon Hawlina, Tomaž Milanez, Maja Frelih, Miha Arnol</u></b> Transmission of pancreatic adenocarcinoma by a single donor to two kidney transplant recipients
<b>DG-1</b>	<b><u>Chiara Pala, Francesco Peyronel, Marco Delsante, Giuseppe Vizzini, Chiara Italiano, Avi Z. Rosenberg, Giovanni M. Rossi</u></b> A low-cost portable smartphone digital microscope to accurately predict kidney biopsy adequacy
<b>DG-2</b>	<b><u>Luciano R Oliveira, Angelo A Duarte, Rodrigo T Calumby, Michele Angelo, Washington LC dos-Santos</u></b> Pathspotter: automated computational search of histological images of renal lesion using semantic attributes
<b>DG-3</b>	<b><u>Amelie Dendooven, Styanidis A, Raes L, Van Craenenbroeck A, Maeyens M, Kotras K, De Vos M</u></b> Automatic segmentation of glomerular substructures by deep learning
<b>DG-4</b>	<b><u>Pietro A. Cicalese, Syed Rizvi, Sándor Turkevi-Nagy, Jean-Baptiste Gibier, Surya Seshan, Savino Sciascia, Samira Zare, Gloria Bueno, Anibal Pedraza, Katharina Stolle, Mahmoud Abbas, Bernd Schröppel, Nicola Altini, Vitoantonio Bevilacqua, Paola Pontrelli, Francesco Pesce, Loreto Gesualdo, Avi Rosenberg, Michele Rossini, Chandra Mohan, Hien V. Nguyen, Jan Ulrich Becker</u></b> Nephropathology glomerulonephritis diagnosis by machine learning

---

**SPONSORS**

---



SCAN d.o.o., agent for Electron Microscopes (JEOL)  
and Ultramicrotomes (RMC Boeckeler)

---



## ADDENDUM – SPONSORED LECTURES

**MAY 17<sup>TH</sup> 2023, 17:00 – 17:30**

---

**AstraZeneca d.o.o. Sponsored Lecture,**  
**Nikolina Bašić Jukić,** University Hospital Centre Zagreb, Croatia  
**Kidney involvement in rare diseases**


---

**MAY 19<sup>TH</sup> 2023, 12:30 – 13:00**

---

**Scan d.o.o. Sponsored Lecture**  
**Ivana Bočina, Faculty of Science,** University of Split, Croatia  
**Application of TEM in life sciences. A user's experience**

---



<https://www.renalpathsoc.org/event-5062176>